



ಬೃಹತ್ ಬೆಂಗಳೂರು ಮಹಾನಗರ ಪಾಲಿಕೆ
Bruhat Bengaluru Mahanagara Palike



BBMP COVID-19 WAR ROOM BULLETIN – 28.07.2021



ABSTRACT OF COVID-19 CASES IN BENGALURU



	MALE	FEMALE	TRANSGENDER	MALE	FEMALE	TRANSGENDER	TOTAL	
	Last 24 Hours	Last 24 Hours	Last 24 Hours	Cumulative	Cumulative	Cumulative	Last 24 Hours	Cumulative
Positive Cases	232	144	0	7,32,744	4,93,081	132	376	12,25,957
Recovered Cases	142	102	0	7,18,644	4,83,189	104	244	12,01,937
Death Cases	1	2	0	10,037	5,803	4	3*	15,844
Total Tests Done	In Last 24 hrs : 60,284`					Cumulative : 1,64,63,159		
ACTIVE CASES					8,176			

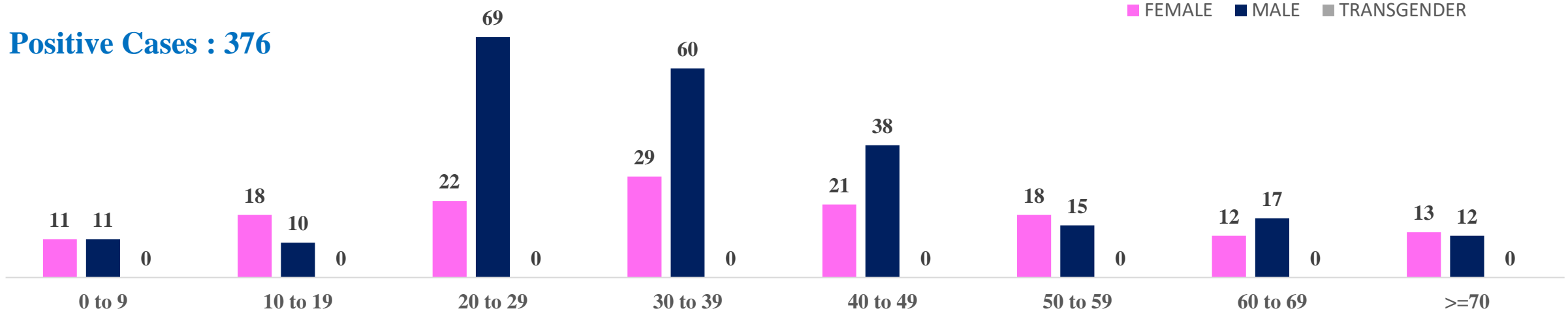
* Covid deaths occurred today : 00 | Covid deaths occurred beyond last 24 hrs, reported today : 03



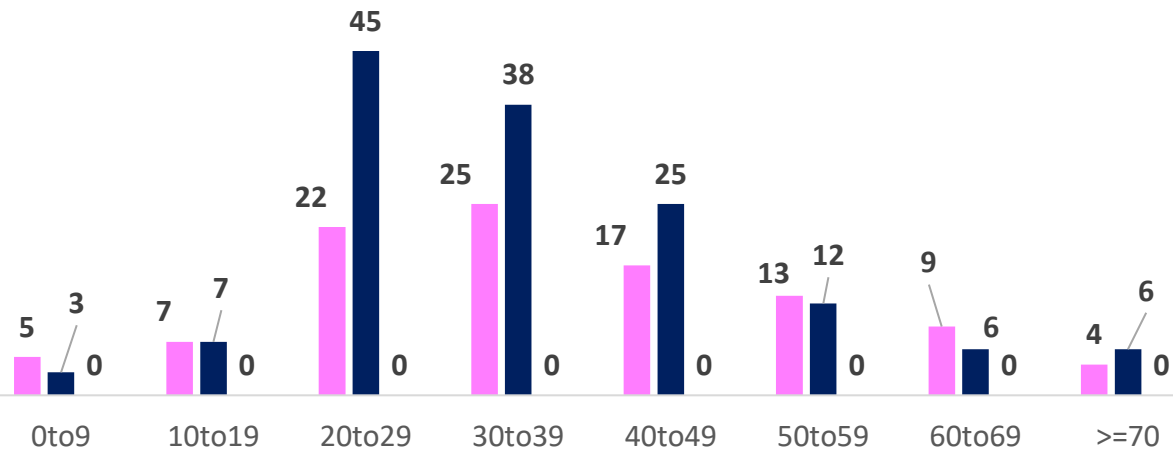
LAST 24 HOURS AGE GROUP AND GENDER WISE DISTRIBUTION



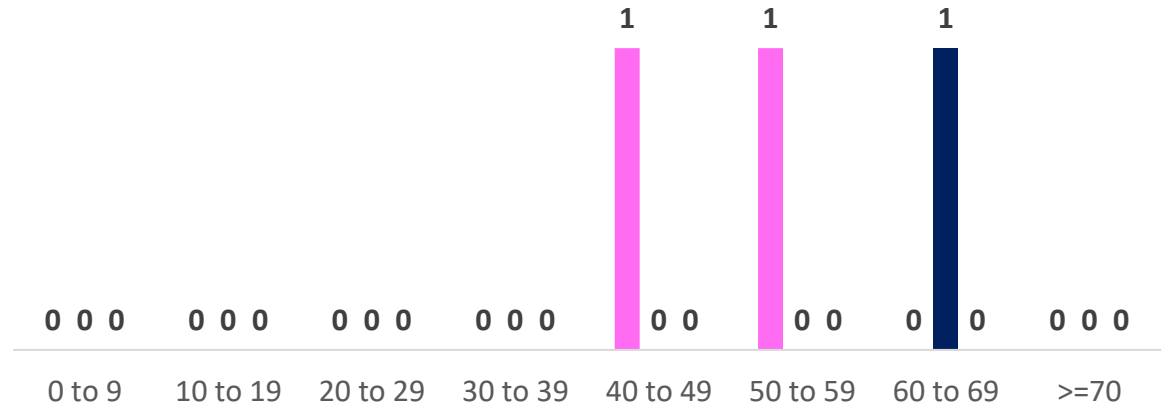
Positive Cases : 376



Recovered Cases : 244



Death Cases : 3





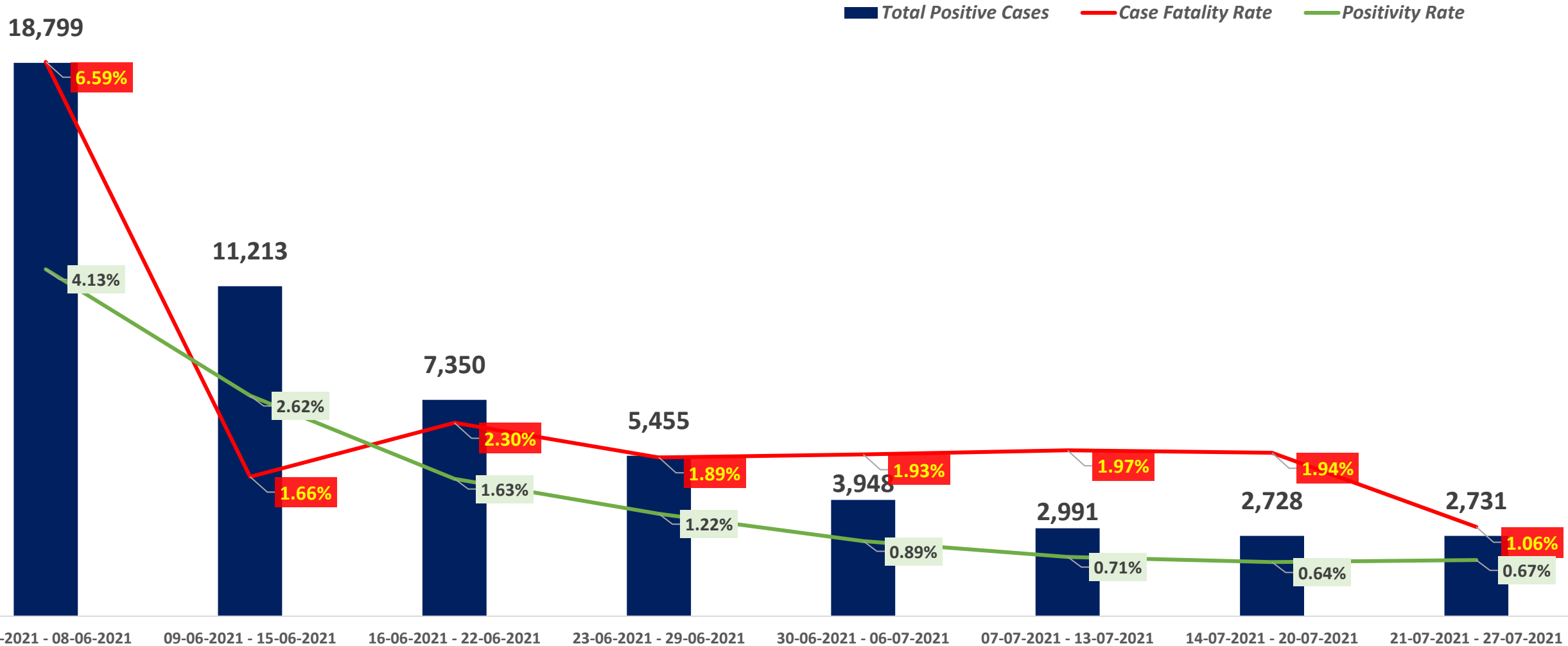
SNAPSHOT OF BENGALURU COVID-19 CASES IN LAST 8 WEEKS



	02/06/21 TO 08/06/21	09/06/21 TO 15/06/21	16/06/21 TO 22/06/21	23/06/21 TO 29/06/21	30/06/21 TO 06/07/21	07/07/21 TO 13/07/21	14/07/21 TO 20/07/21	21/07/21 TO 27/07/21
Total Positive Cases	18,799	11,213	7,350	5,455	3,948	2,991	2,728	2,731
Total Recovered Cases	58,305	29,891	17,185	30,911	33,432	4,497	5,753	4,021
Total Death Cases	1,239	186	169	103	76	59	53	29
Case Fatality Rate	6.59%	1.66%	2.30%	1.89%	1.93%	1.97%	1.94%	1.06%
Total Tests Conducted	4,55,638	4,27,635	4,49,900	4,48,115	4,41,556	4,23,759	4,24,150	4,09,133
Positivity Rate	4.13%	2.62%	1.63%	1.22%	0.89%	0.71%	0.64%	0.67%

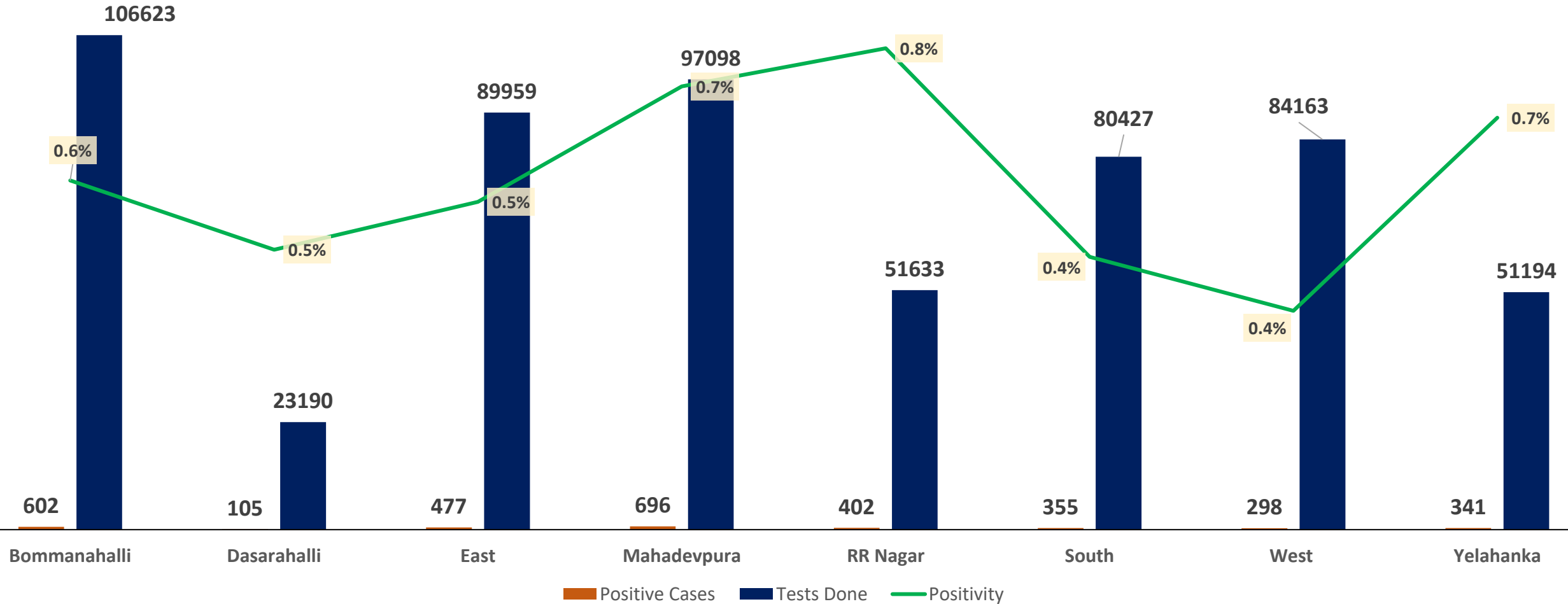


POSITIVITY AND MORTALITY RATE OF BENGALURU – LAST 8 WEEKS



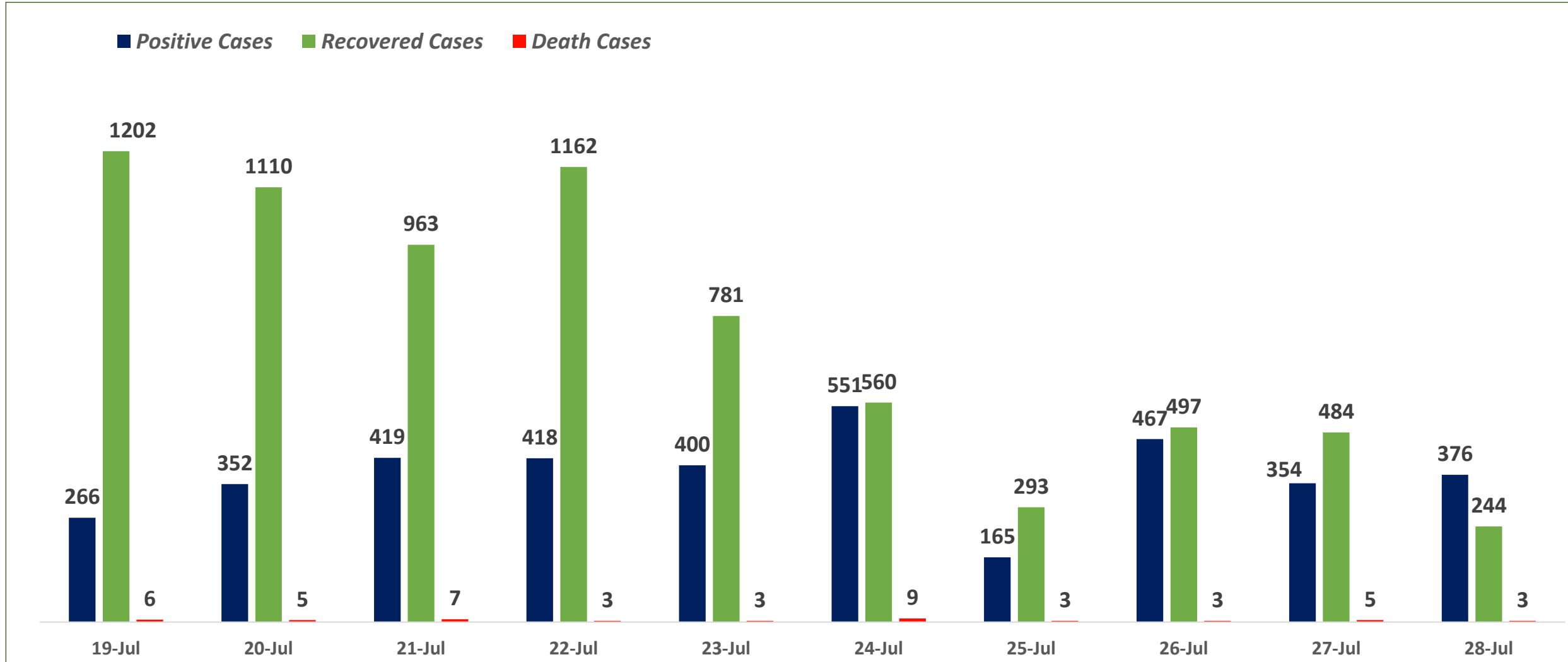


ZONE WISE POSITIVITY TREND IN LAST 10 DAYS





SNAPSHOT OF POSITIVE, RECOVERED AND DEATH CASES OVER LAST 10 DAYS ACROSS BBMP ZONES

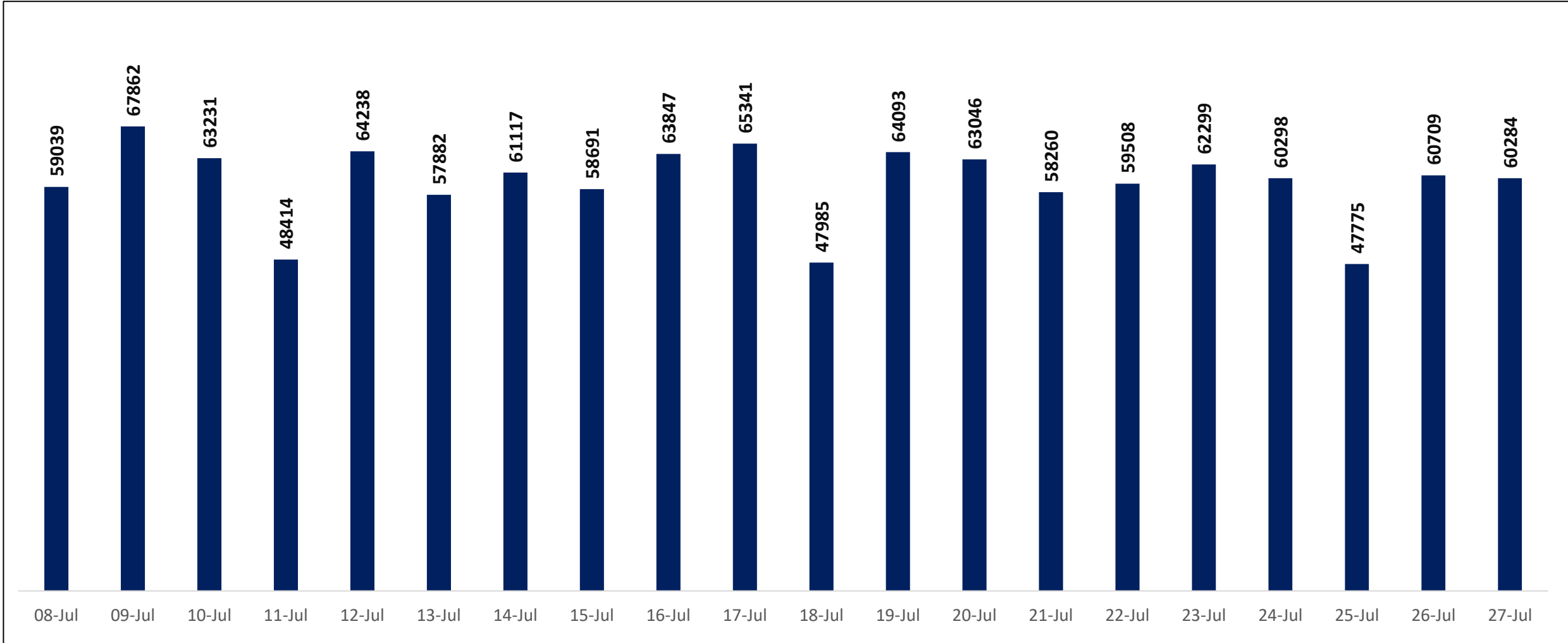




TESTING TRENDS IN BENGALURU

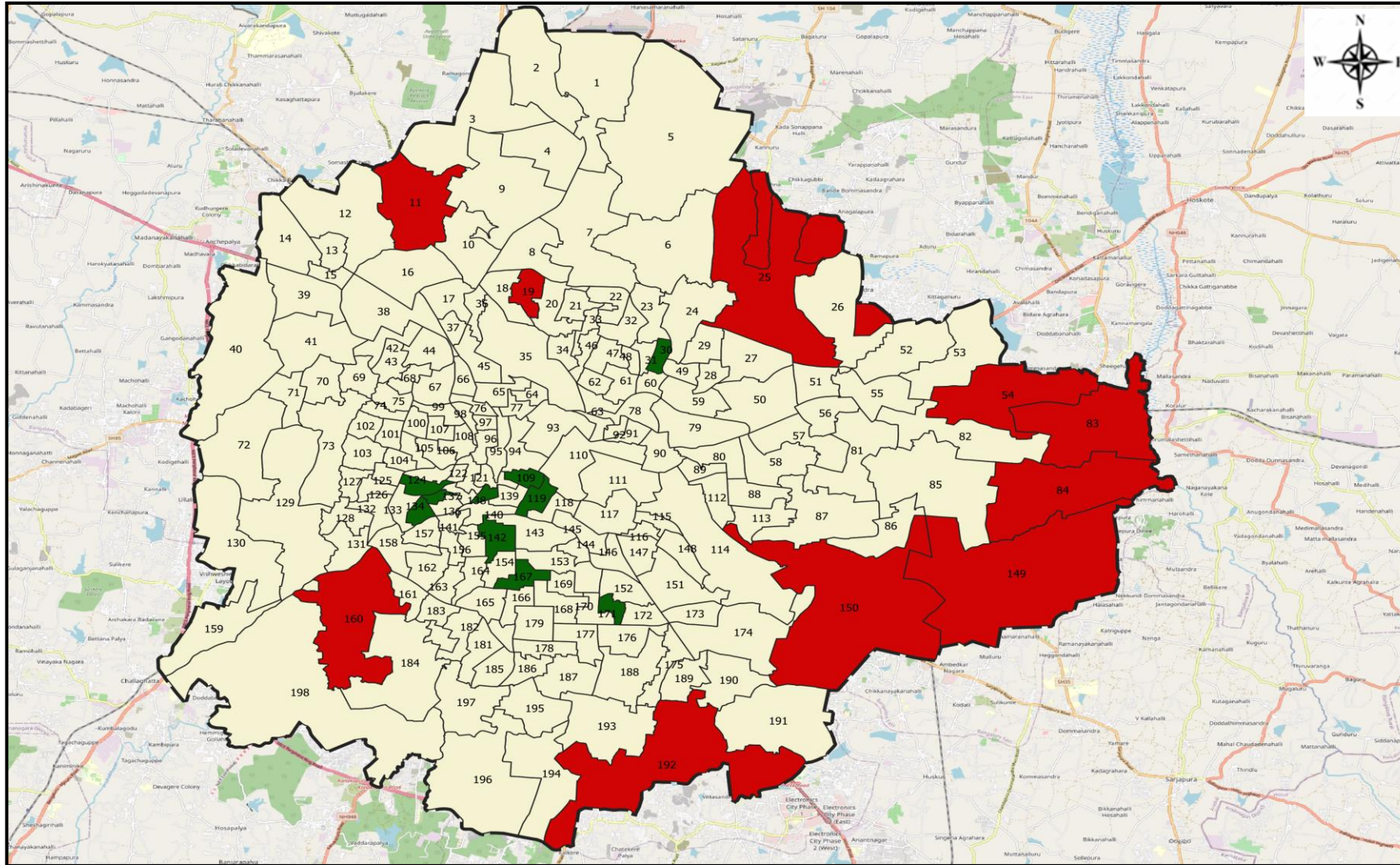


Total Test Conducted Till Date	Test Conducted Last 24 hours
1,64,63,159	60,284





BENGALURU URBAN MAP SHOWING TREND OF POSITIVE CASES IN LAST 10 DAYS



Top 10 wards reporting highest number of positive cases in last 10 days

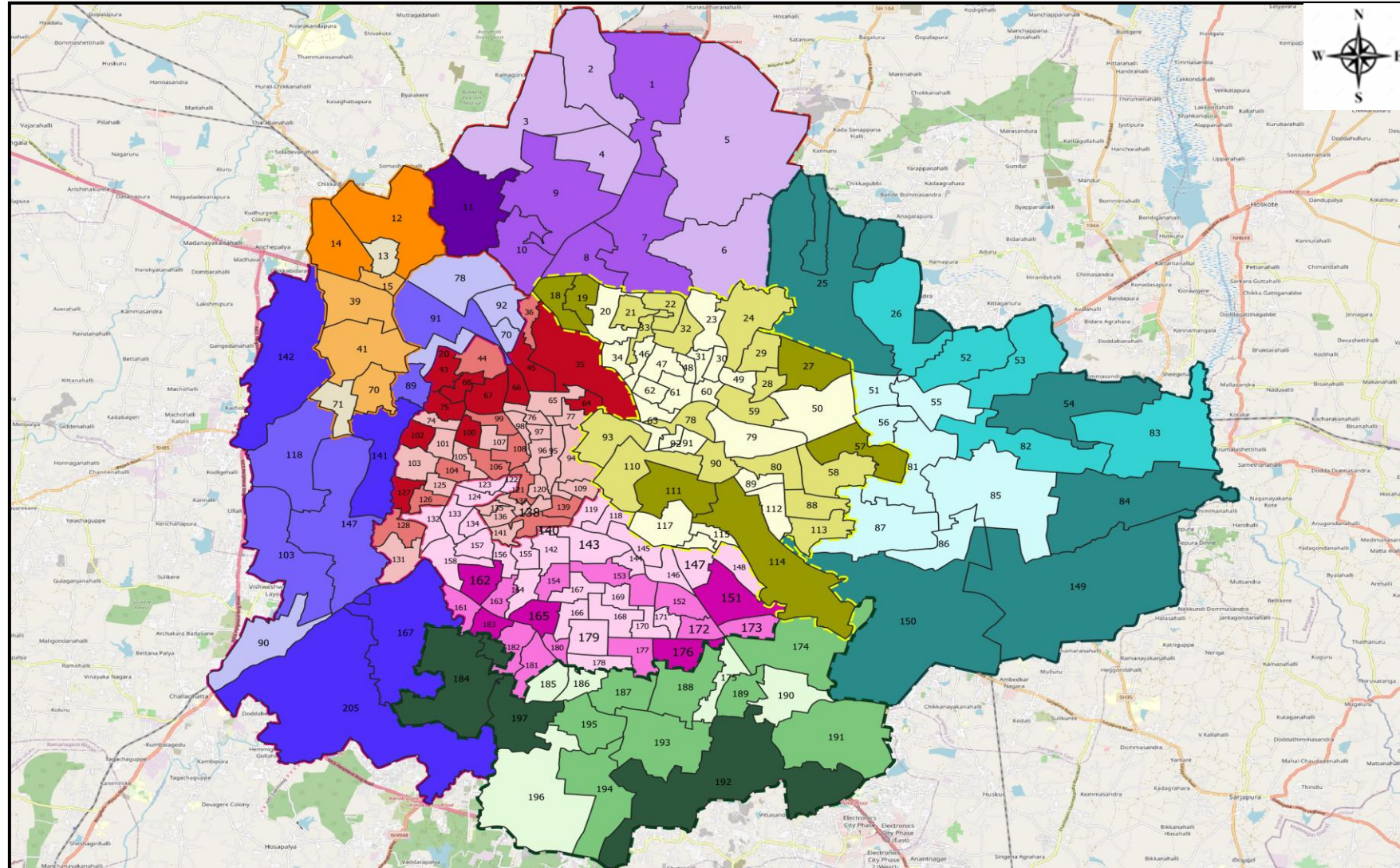
Ward No.	Ward Name
192	BEGUR
25	HORAMAVU
84	HAGADUR
149	VARTHURU
150	BELLANDURU
54	HUDI
160	RAJARAJESHWARI NAGAR
11	KUVEMPU NAGAR
19	SANJAY NAGAR
83	KADUGODI

Top 10 wards reporting least number of positive cases in last 10 days

Ward No.	Ward Name
167	YEDIYUR
171	GURAPPANAPALYA
30	KADUGONDANAHALLI
109	CHICKPETE
119	DHARMARAYA SWAMY TEMPLE
124	HOSAHALLI
134	BAPUJI NAGAR
135	PADARAYANAPURA
138	CHALAVADIPALYA
142	SUNKENAHALLI



BENGALURU MAP SHOWING TREND OF WARD WISE POSITIVE CASES IN LAST 10 DAYS



Number Of Cases Reported

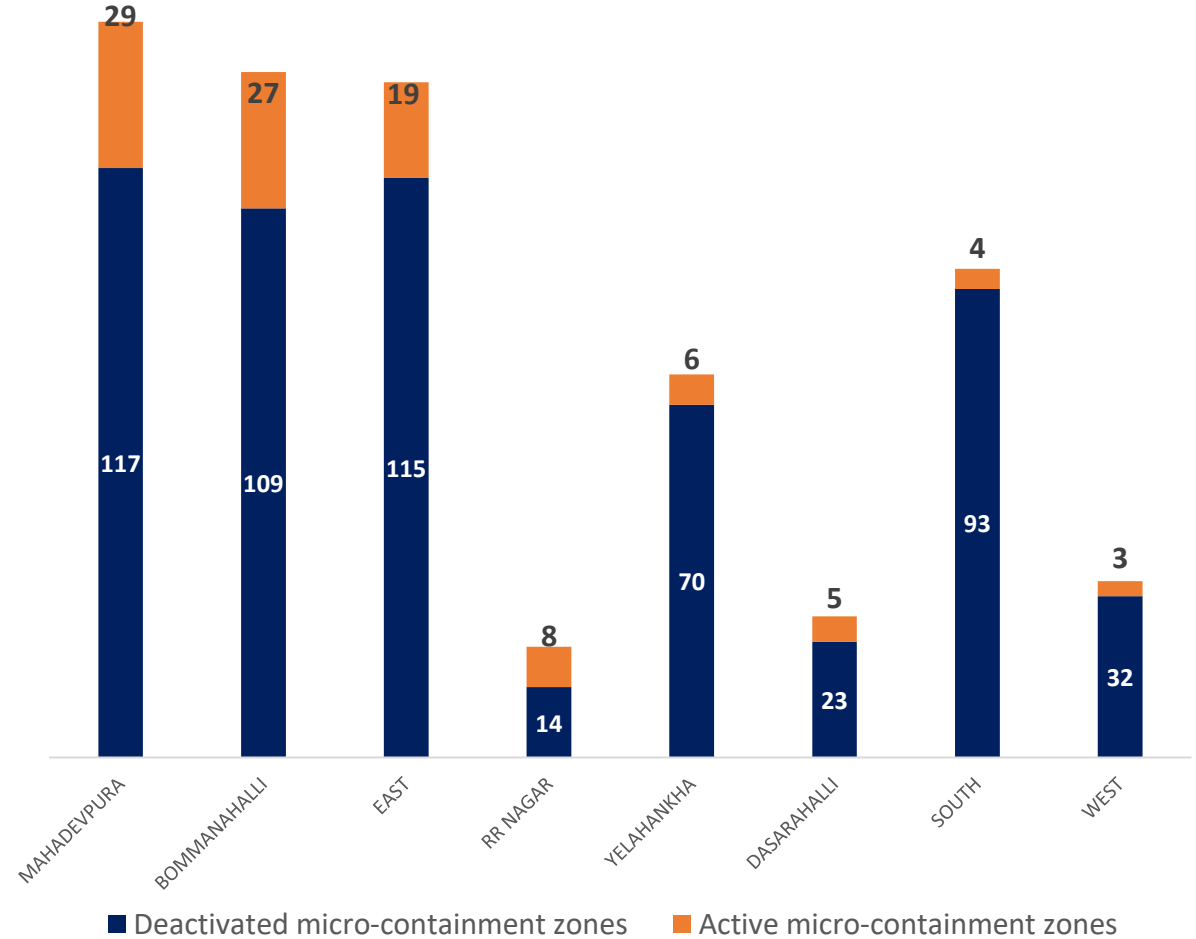
East		Dasarahalli	
0 - 7	7 - 21	0 - 7	7 - 14
> 21		0 - 15	15 - 30
Bommanahalli		RR Nagara	
0 - 20	20 - 40	0 - 5	5 - 10
> 40		5 - 10	> 10
Mahadevpura		West	
0 - 25	25 - 50	0 - 7	7 - 20
> 50		> 20	
Yelahanka		South	
0 - 14	14 - 30	0 - 7	7 - 20
> 30		> 20	



MICRO CONTAINMENT ZONE DETAILS

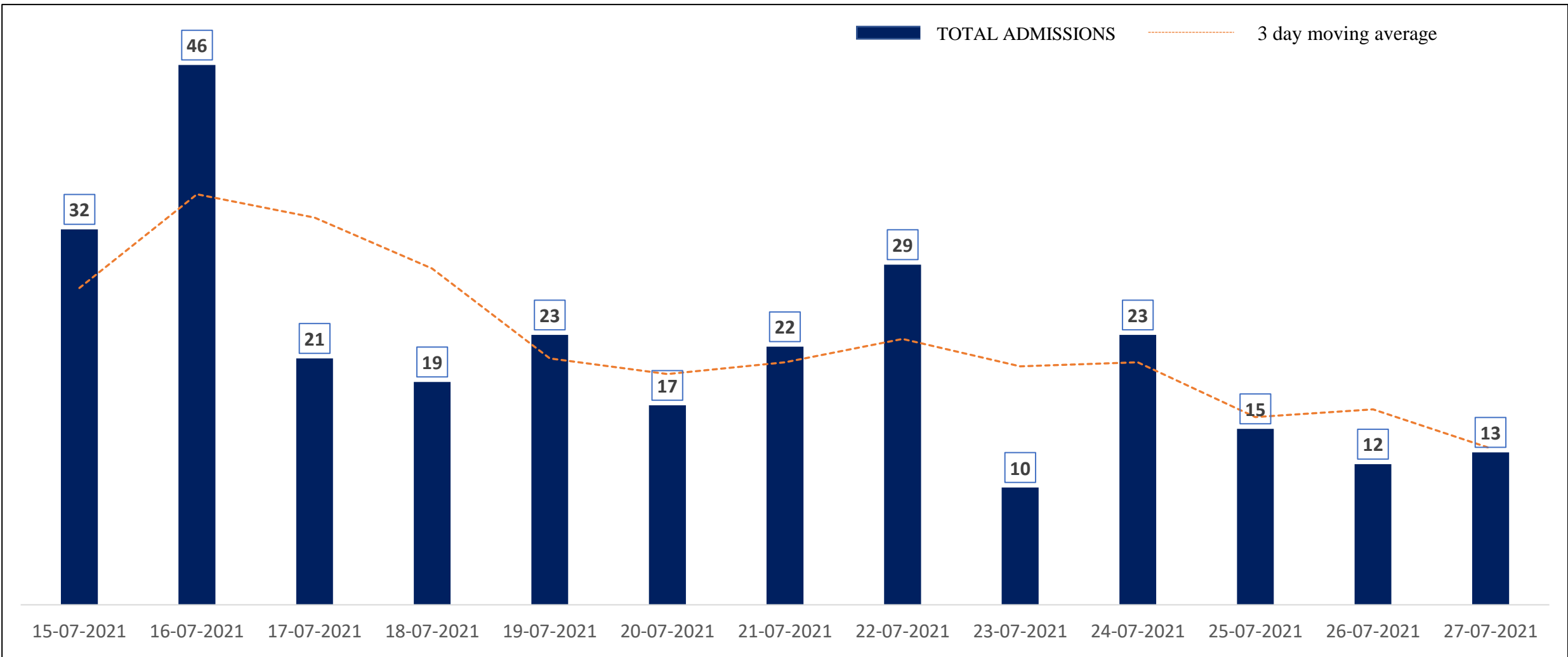


ZONE	TOTAL DECLARED	TOTAL DEACTIVATED	TOTAL ACTIVE
MAHADEVPURA	139	117	29
BOMMANAHALLI	144	109	27
EAST	135	115	19
RR NAGAR	22	14	8
YELAHANKHA	75	70	6
DASARAHALLI	27	23	5
SOUTH	97	93	4
WEST	37	32	3
TOTAL	676	573	101





HOSPITAL ADMISSIONS LAST 15 DAYS TREND



* Numbers as per Covid+ Hospital Bed Management System (CHBMS)

* Only Fresh Admissions considered



COVID BED STATUS AS ON 28.07.2021



SR. NO.	Facility Type	No. of Hospital	Total Allocated Beds for C+ Patients					Occupied Beds for C+ Patients					Net Available Beds for C+ Patients				
			Gen Beds	HDU	ICU Beds	ICU-V	Total	Gen Beds	HDU	ICU Beds	ICU-V	Total	Gen Beds	HDU	ICU Beds	ICU-V	Total
1	Government Medical Colleges	4	20	621	53	76	770	0	20	3	3	26	20	601	50	73	744
2	Government Hospitals	16	649	210	65	127	1,051	67	41	9	25	142	582	169	56	102	909
Total Beds		20	669	831	118	203	1,821	67	61	12	28	168	602	770	106	175	1,653

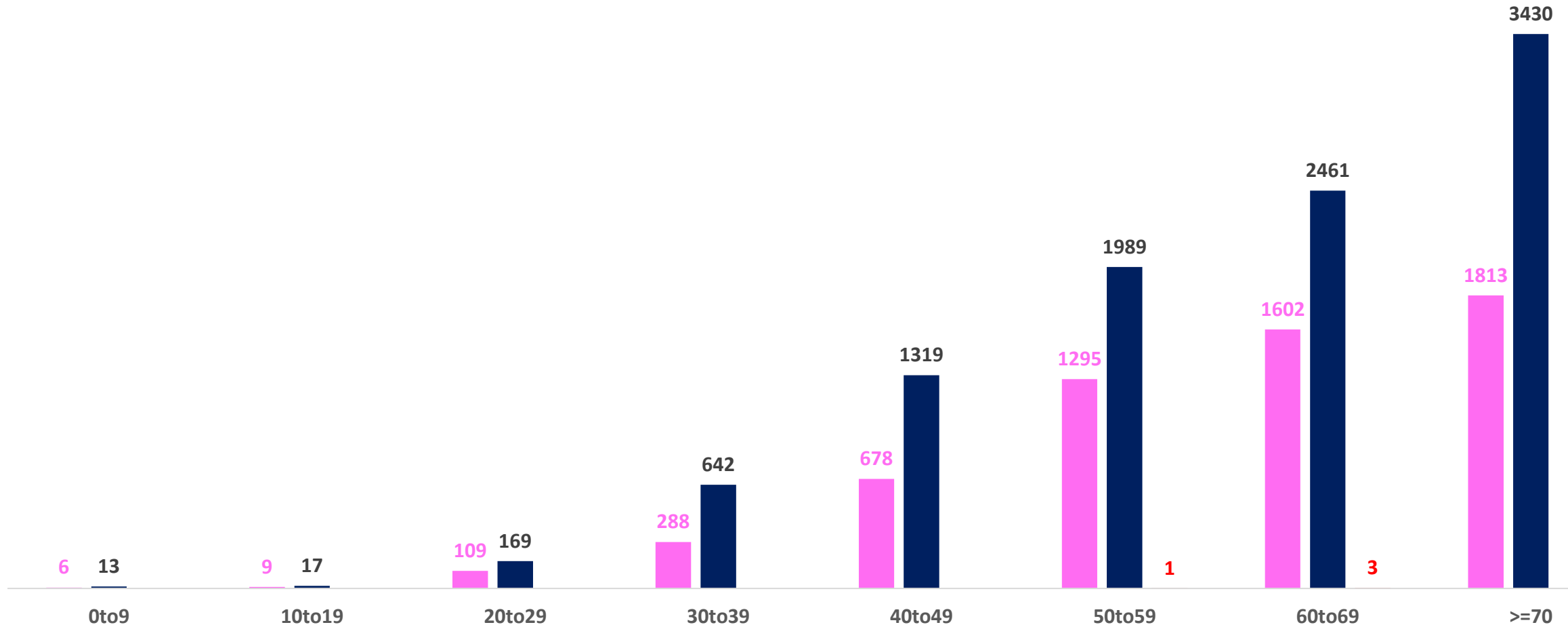


AGE AND GENDER WISE DISTRIBUTION OF DEATH CASES



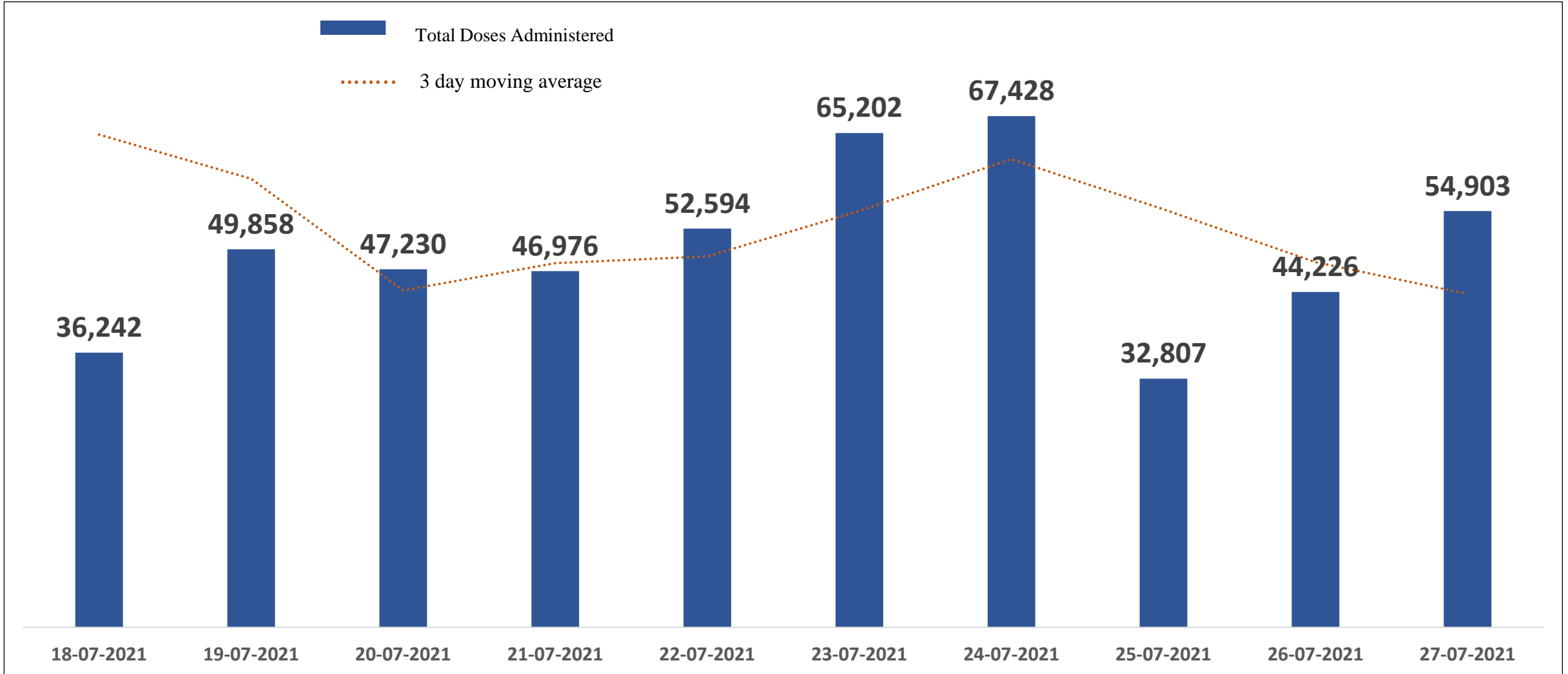
Death Cases: 15,844

Female Male Transgender





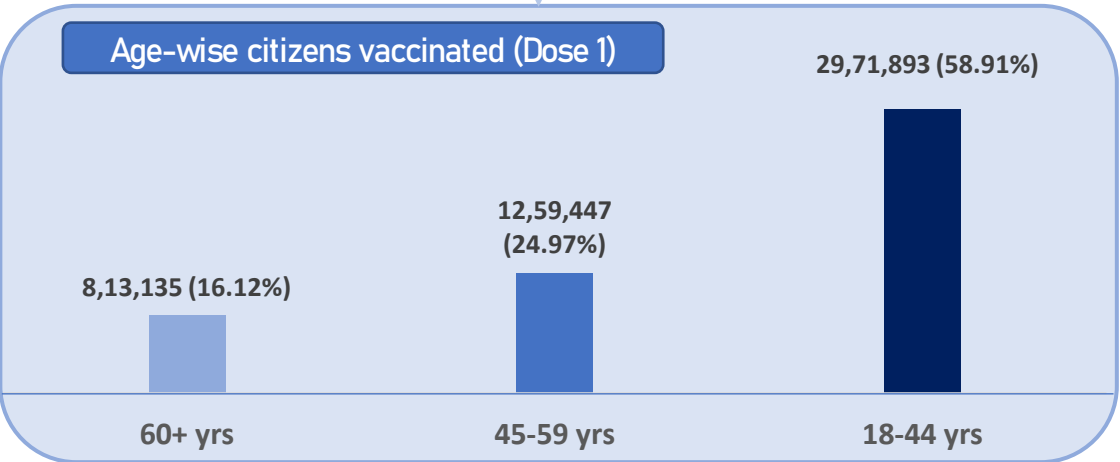
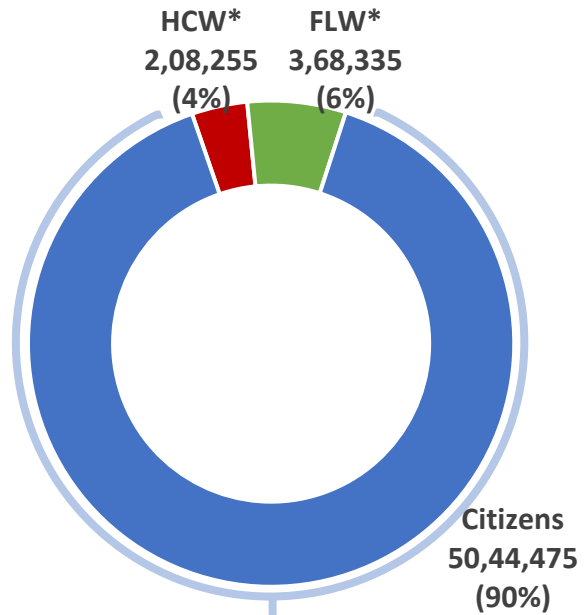
TOTAL VACCINE DOSES ADMINISTERED IN LAST 10 DAYS



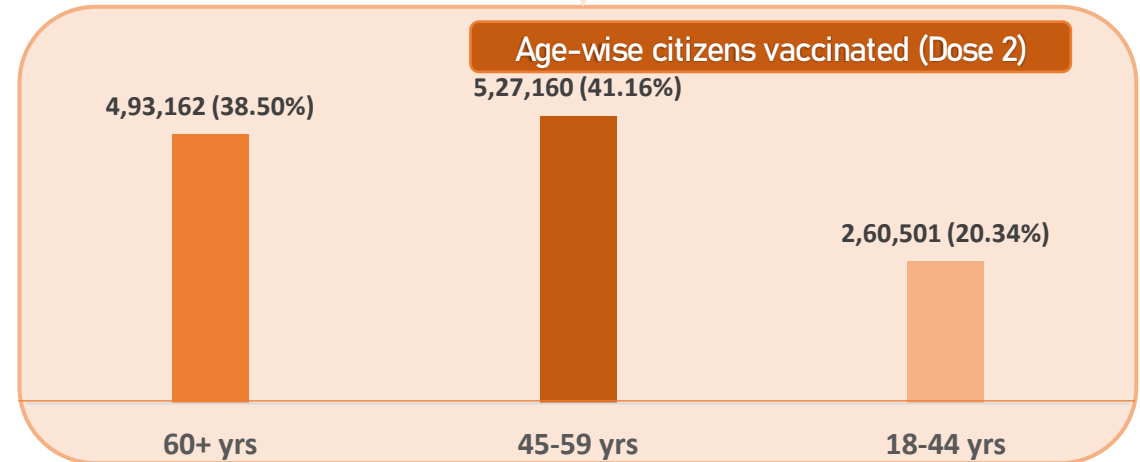
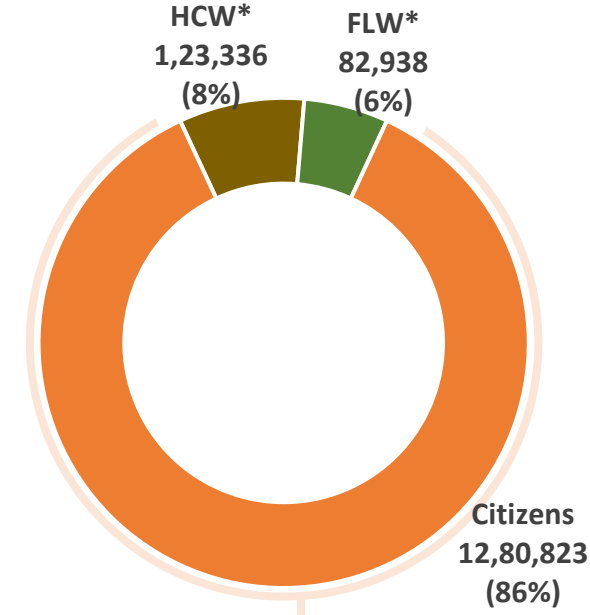


CATEGORY WISE CUMULATIVE VACCINATION IN BBMP

Dose 1



Dose 2



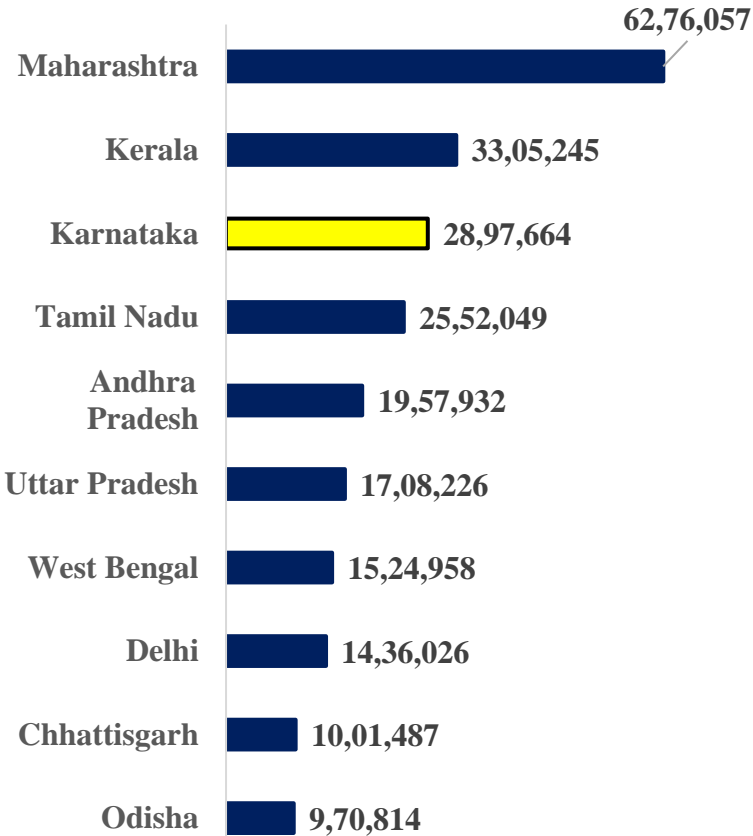
*HCW : Health Care Workers
 *FLW : Front Line Workers



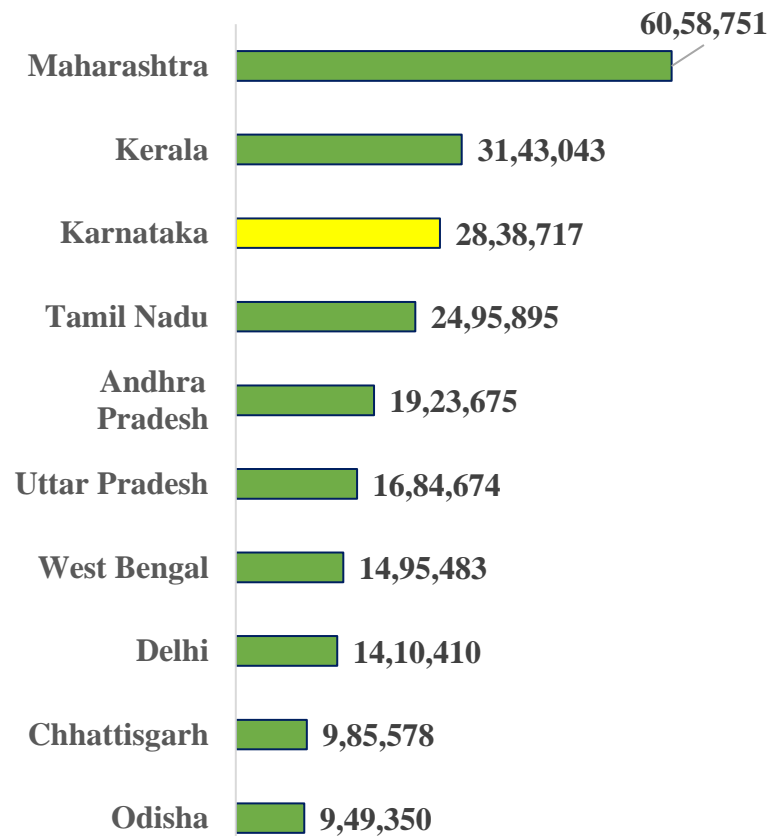
TOP 10 COVID19 AFFECTED INDIAN STATES



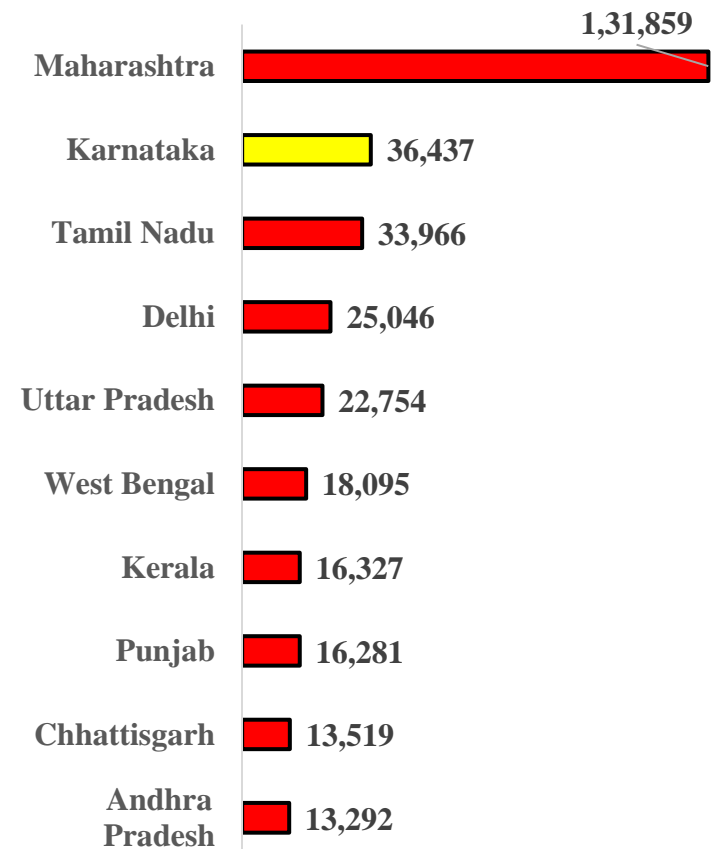
Total Positive Cases



Total Recovered Cases



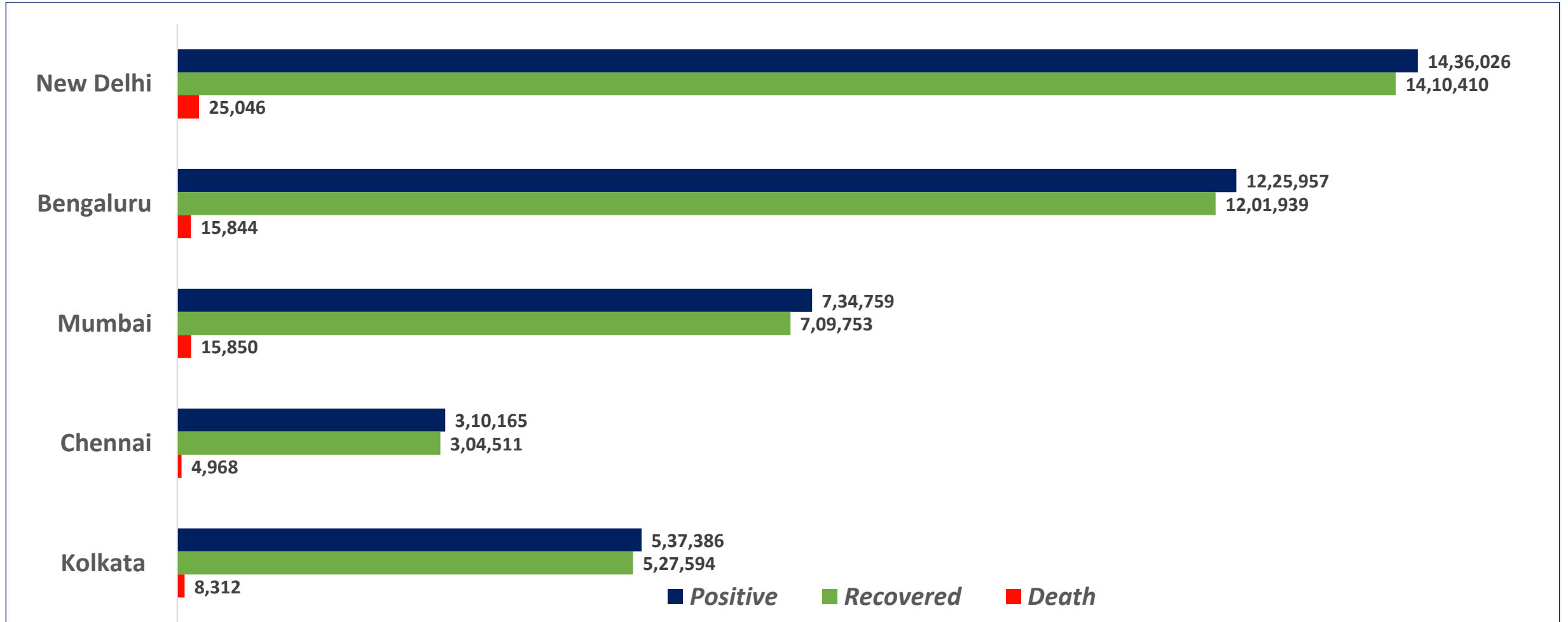
Total Death Cases



Source : <https://www.covid19india.org/> at 6:00 pm (28.07.2021)



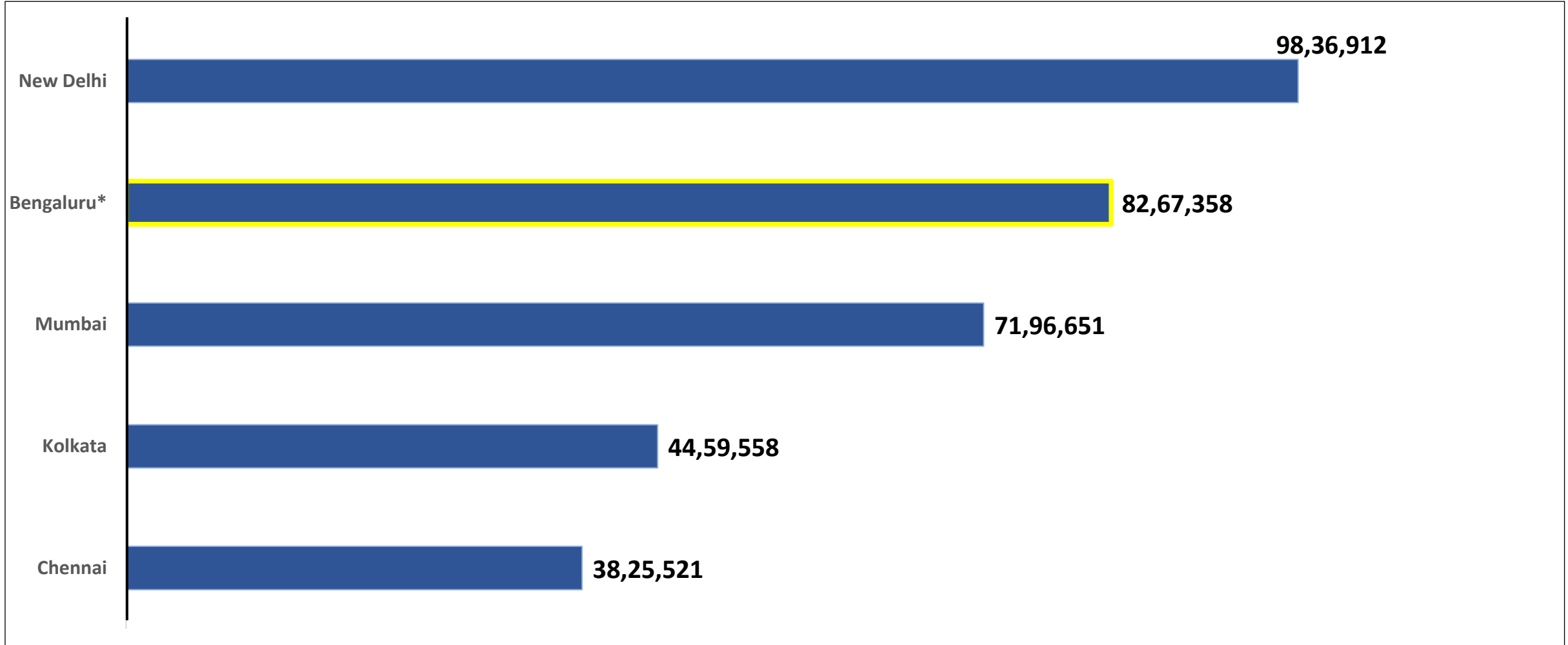
BENGALURU AND OTHER METROPOLITAN CITIES



Source : <https://www.covid19india.org/> at 6:00 pm (28.07.2021)



VACCINE DOSES ADMINISTERED IN BENGALURU AND OTHER METROPOLITAN CITIES



Source : <https://dashboard.cowin.gov.in/> at 6:00 pm (28.07.2021)

*includes BBMP & Bengaluru Urban



SNAPSHOT OF COVID-19 CASES IN BENGALURU URBAN



**Total Wards With
< =10 Cases* :
110**

**Tests Conducted
On 26.07.2021:
60,284**

**Recovery
Rate:
98.04%**

**Total
Active Cases :
8,176**

**Total Vaccinated on
27.07.2021:
54,903**

**Positivity
Rate* :
0.67%**

**Active
Rate:
0.67%**

**Case
Fatality Rate* :
1.06%**



*Total positive cases In the past 10 days

*CFR and positivity is for Past 7 days



ಬೃಹತ್ ಬೆಂಗಳೂರು ಮಹಾನಗರ ಪಾಲಿಕೆ
Bruhat Bengaluru Mahanagara Palike



Download BBMP Bulletin	https://apps.bbmpgov.in/covid19/mediabulletin.php
For BBMPCovid19 Bed Status:	https://apps.bbmpgov.in/covid19/en/Bedstatus.php
To register for vaccination :	https://selfregistration.cowin.gov.in/
BBMP COVID19 Dashboard:	https://apps.bbmpgov.in/covid19/
Follow us on:	 www.facebook.com/bbmp.comm1/
	 twitter.com/BBMPCOMM

Issued by:

**Honorable Chief Commissioner, BBMP
Special Commissioner Health & IT, BBMP
MD, Bengaluru Smart City Limited**

THANK YOU !



ಕೋವಿಡ್-19 ಲಸಿಕೆಯಿಂದ ಸಂಪೂರ್ಣ ಸುರಕ್ಷತೆ ಪಡೆಯಿರಿ!

ಕೋವಿಡ್-19 ಲಸಿಕೆಯು ನಿಮ್ಮನ್ನು ಸಂಭವಿಸಬಹುದಾದ ತೀವ್ರ ಅನಾರೋಗ್ಯ ಹಾಗೂ ಸಾವಿನಿಂದ ರಕ್ಷಣೆ ನೀಡುತ್ತದೆ. ಇತರ ಲಸಿಕೆಗಳಂತೆಯೇ ಕೋವಿಡ್-19 ಲಸಿಕೆಯನ್ನು ಪಡೆದ ನಂತರ ಸೌಮ್ಯ ಅಡ್ಡಪರಿಣಾಮಗಳು ಉಂಟಾಗಬಹುದು

ಜ್ವರ • ಮೈ-ಕೈ ನೋವು • ಲಸಿಕೆ ಪಡೆದ ಸ್ಥಳದಲ್ಲಿ ಊತ/ನೋವು

ಕೋವಿಡ್ ಲಸಿಕೆ ಪಡೆದರೆ ಆರೋಗ್ಯ, ಹಣ, ವ್ಯಾಪಾರ ಎಲ್ಲವೂ ಸುರಕ್ಷಿತ ಬೇವಿನ • ಬೇವಿನೋಪಾಯ • ಜಾಗರೂಕತೆ

ಎಲ್ಲರ ಸುರಕ್ಷತೆಗೋಸ್ಕರ ಇಂದೇ ಕೋವಿಡ್ ಲಸಿಕೆ ಪಡೆಯಿರಿ!

ಜ್ವರ, ನೆಗಡಿ, ಕಿಮ್ಮು ತರಹದ ಕೋವಿಡ್-19 ಲಕ್ಷಣಗಳಿದ್ದಲ್ಲಿ 24x7 104ಕ್ಕೆ ಕರೆ ಮಾಡಿ

ಮಾಸ್ಕ್ ಧರಿಸಿ ಕೊಫಿಸಿಕೆ
Mask Up KARNATAKA